



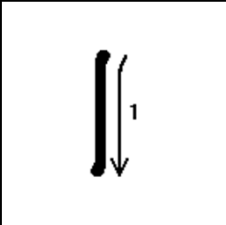



Coptic Lesson 2


Review of Lesson 1

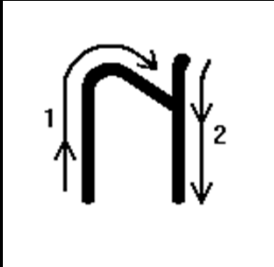
Letter	Shape	Pronunciation	Example
<i>Alpha</i>		<i>A</i>	<i>ART</i>
<i>Vita</i>		<i>V</i> <i>B</i>	<i>VALVE</i> <i>BELL</i>
<i>Eyy</i>		<i>E</i>	<i>PEN</i>
<i>Zeta</i>		<i>Z</i>	<i>ZOO</i>

**Coptic Letters that look
like English letters and
are pronounced similarly**

<i>Letter</i>	<i>Shape</i>	<i>Pronun- ciation</i>	<i>How to write it</i>
<i>Yota</i>	l ;	/ (as in S <u>I</u> T)	

<i>Letter</i>	<i>Shape</i>	<i>Pronun- ciation</i>	<i>How to write it</i>
<i>Kappa</i>	Κ κ	<i>K</i> (as in <u>LIKE</u>)	


<i>Letter</i>	<i>Shape</i>	<i>Pronun- ciation</i>	<i>How to write it</i>
<i>Mey</i>	ᵐ ᵑ	<i>M</i> (as in <u>MOON</u>)	

<i>Letter</i>	<i>Shape</i>	<i>Pronun- ciation</i>	<i>How to write it</i>
<i>Ney</i>	N N	<i>N</i> (as in <u>NEAR</u>)	

***Let's read some easy words
using these letters***

<i>Word</i>	<i>Pronunciation</i>	<i>Meaning</i>
NĀN	<i>nan</i>	<i>us</i>

<i>Word</i>	<i>Pronunciation</i>	<i>Meaning</i>
ZENZEN	<i>Zen-zen</i>	<i>Lizard</i>



<i>Word</i>	<i>Pronunciation</i>	<i>Meaning</i>
ᄃᄅ	<i>ma</i>	<i>place</i>

<i>Word</i>	<i>Pronunciation</i>	<i>Meaning</i>
iaB	<i>Yab</i>	<i>elephant</i>

